



**2019**

**2020 04**

)

(

<http://www.cninfo.com.cn>

**2019**

**381,165,677**

**10**

**0.5**

**0**





			000948
			YUNNAN NANTIAN ELECTRONICS INFORMATION CO.,LTD
			NANTIAN
			650000
			455
			650041
			<a href="http://www.nantian.com.cn">http://www.nantian.com.cn</a>
			000948@nantian.com.cn

	455	455
	0871 63366327	0871 68279182
	0871 63317397	0871 63317397
	000948@nantian.com.cn	shensh@nantian.com.cn

	<a href="http://www.cninfo.com.cn">http://www.cninfo.com.cn</a>

	91530000713401509F		
	2018 11 8		
	64,367,006		26.10%
	2019 2 1		
	87,237,219		35.38%
		1,914,025	
		9,047	0.78%

	8 A 8

	2019	2018		2017
	3,303,367,428.19	2,779,803,154.27	18.83%	2,315,809,791.16
	59,178,171.08	74,771,358.39	-20.85%	21,984,499.53
	57,963,921.03	14,127,575.22	310.29%	6,241,738.62
	-138,408,692.26	53,020,569.34	-361.05%	-56,143,819.07
/	0.1846	0.3032	-39.12%	0.0891
/	0.1846	0.3032	-39.12%	0.0891
	3.85%	5.03%	-1.18%	1.51%
	2019	2018		2017
	4,036,304,040.40	3,096,930,849.18	30.33%	2,775,101,769.97



1,558,301,273.84

---

	83,861.63	1,105,280.28	303,773.06	
	1,214,250.05	60,643,783.17	15,742,760.91	--

1

1

1

12

30

IT

1  
IT

2

3

IT

1

2

3

2009 9,513.10 2019 71,768.00 ,

25%

2020

IT

18%-20% 2022 800 IDC IT

2019 8 FinTech 2019-2021

2021

IT

**1**

	60% , 1,920

**2**



IT				33.03
18.83%	9,216.62	2018		
8,350.68	63.41%		5,917.82	20.85%

1		IT		+
---	--	----	--	---

	15.19	22.06%	
2			

			3.68	14.88%
3				

	13.90	16.90%	
--	-------	--------	--

	20		ETC
		9	

13

6.5	2019		6,411.7571
	2019		2019 12 27



	1,518,516,199.29	45.98%	1,244,037,322.45	44.75%	22.06%
	368,060,175.28	11.14%	320,374,888.19	11.53%	14.88%
	1,389,538,640.27	42.06%	1,188,682,406.57	42.76%	16.90%
	27,252,413.35	0.82%	26,708,537.06	0.96%	2.04%

	450,473,929.06	13.64%	422,118,289.57	15.19%	6.72%
--	----------------	--------	----------------	--------	-------

---

	1,518,516,199.29	913,494,033.48	39.84%	22.06%	20.73%	0.66%
	368,060,175.28	307,872,163.42	16.35%	14.88%	20.83%	-4.11%

30%

5000

5

		2019		2018		
		313,502,493.74	12.40%	219,934,645.53	10.31%	42.54%
		599,991,539.74	23.72%	536,682,828.87	25.17%	11.80%
		22,960,746.02	0.91%	15,709,617.54	0.74%	46.16%
		284,911,417.40	11.26%	239,094,053.13	11.21%	19.16%
		105,089,568.32	4.16%	78,548,087.69	3.68%	33.79%
		1,196,501,911.07	47.31%	1,026,789,131.78	48.15%	16.53%

12

	2,522,957,676.29	99.75%	2,116,758,364.53	99.26%	19.19%
	6,259,657.50	0.25%	15,710,636.82	0.74%	-60.16%

		32.62%
		0.00%

5

1	A	366,834,317.20	11.10%
2	B	221,247,126.40	6.70%
3	C	192,168,889.70	5.82%
4	D	151,824,247.62	4.60%
5	E	145,326,357.47	4.40%
	--	1,077,400,938.39	32.62%

		920,611,896.74
		36.40%
		0.00%

5

1	A	365,398,236.23	14.45%
2	B	209,165,799.43	8.27%
3	C	130,817,369.20	5.17%
4	D	126,878,625.89	5.02%
5	E	88,351,865.99	3.49%
	--	920,611,896.74	36.40%

3

4

3.23

17.49%

9.79%

	2019	2018	
	4,355	3,674	18.54%
	73.61%	70.74%	2.87%
	323,436,918.95	291,541,530.46	10.94%
	9.79%	10.49%	-0.70%
	21,755,787.90	14,094,826.49	54.35%
	6.73%	4.83%	1.90%

12

5

	2019	2018	
	4,063,747,324.72	2,961,708,816.05	37.21%
	4,202,156,016.98	2,908,688,246.71	44.47%

2019

2019

	6,068,210.75	6.58%		
	1,544,505.61	1.68%		
	359,393.69	0.39%		
	681,507.37	0.74%		
	24,608,131.31	26.70%		

**1**

2019

	941,524.55	0.02%	1,543,516.27	0.05%	-0.03%	

## 2

4.	552,617.17		-239,313.62			302,617.17	10,686.38
	552,617.17		-239,313.62			302,617.17	10,686.38
	121,803,696.72						121,803,696.72
	122,356,313.89		-239,313.62			302,617.17	121,814,383.10
	0.00						0.00

## 3

	28,578,076.27	
	43,063,469.08	
	1,290,768.74	
	1,081,761.19	1 4
	1,440,140.68	7B2
	<b>75,454,215.96</b>	

1

2

2,498,200.00

1999 7 14 2022 6 27

1.00%

2022

6 27

224,838.00

1,290,768.74

3

2019 3 22

2019 3

22 2021 1 29

1 4 2016

02206007

23,459,607

1,081,761.19



5

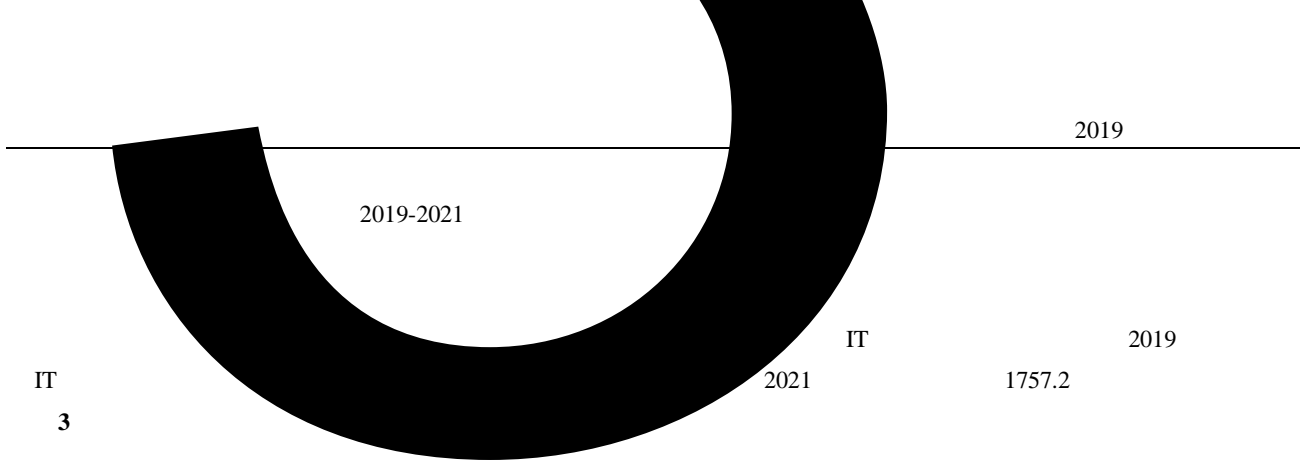
1

2

10%







IDC

2021  
IDC

50% GDP

IT

/

IT

/

1

4

5

1

2019 01 01			605
2019 12 31			
2019 01 01			187
2019 12 31			<a href="http://irm.cninfo.com.cn/ssessgs/S000948/index.html">http://irm.cninfo.com.cn/ssessgs/S000948/index.html</a>
			792
			0
			792
			0

2019 3 28 2018 2019 3 4 2018 2018

2018 12 31 246,606,046 10

0.50 12,330,302.30 246,606,046

10 3 73,981,813 2019 4 15

246,606,046 320,587,859 2019 4 8

<http://www.cninfo.com.cn> 2018


3

1 2019 2020 4 10 381,165,677 10 0.50

19,058,283.85

2 2018 2018 12 31 246,606,046 10 0.50

12,330,302.30 246,606,046

10 3 73,981,813 320,587,859

3 2017 2017 12 31 246,606,046 10 0.20

4,932,120.92

--	--	--	--	--	--	--	--

2019 19,058,283.85 59,178,171.08

2018	12,330,302.30	74,771,358.39	16.49%	0.00	0.00%	12,330,302.30	16.49%
2017	4,932,120.92	21,984,499.53	22.43%	0.00	0.00%	4,932,120.92	22.43%

10							0
10							0.5
10							0
							381,165,677
							19,058,283.85
							0.00
							19,058,283.85
							366,439,804.29
							100%
							20
	(	)	2019				
59,178,171.08			20,402,596.01	2019		2,040,259.60	
				20,402,596.01			361,701,505.16
			1,293,734.98			2,040,259.60	2018
12,330,302.30			366,439,804.29				
					2020 4 10		381,165,677
	10		0.5			19,058,283.85	

1

			1		2018	

					11 08		
		2		3			
				36	2019 10 20	2023 4 7	
					2019 10 20	2023 4 7	
		1	2	3	4	2019 10 20	







2019 12 31

	112
	1
	1

( )			( )	( )	( )		
2013 6 16  A201310248	1,105.24		2017 3 31  2016 0102 18506			2016 07 05 2017 04 06	<a href="http://www.cninfo.com.cn">http://www.cninfo.com.cn</a>
2003  5,100  20%  2019 4 10 2019 11 29  2018 01  27	0		2019 4 10  2019 11 29  2018 01 27		2019 11 29  2018 01 27	2018 02 13 2019 11 30	<a href="http://www.cninfo.com.cn">http://www.cninfo.com.cn</a>

2018

2018 1 3

2018 2 6

2018 2 23

2018

7,106

2018 5 31

1

6,340,780

11.207 /

7,106

2.57%

36

<http://www.cninfo.com.cn>

12

1

2

3

4

5

2019 65,000.00  
 20% 64,117,571 10  
 2019 4 28 5%

2019 3 4 2019 2019  
 2019 03 6 <http://www.cninfo.com.cn> 2019

2020 4 23 2020  
 2020 2019 2020 04 25  
<http://www.cninfo.com.cn> 2020

	2019 04 30	<a href="http://www.cninfo.com.cn">http://www.cninfo.com.cn</a>
2019	2019 03 06	<a href="http://www.cninfo.com.cn">http://www.cninfo.com.cn</a>
2020	2020 04 25	<a href="http://www.cninfo.com.cn">http://www.cninfo.com.cn</a>

1

1

2

3

2

1

	2019 07 09	2,000	2019 07 17	970.15				
B1		2,000		B2		970.15		
B3		2,000		B4		970.15		
A1+B1+C1		2,000		A2+B2+C2		970.15		
A3+B3+C3		2,000		A4+B4+C4		970.15		
A4+B4+C4				0.62%				

2

3

1

2

4

1

2019

1

2

5

2

,

3

4

5

2020

**2**

**1**

**2**

2016 3

**3**

**4**

**3**

1 2019

6,411.7571

6.5

2019

2019 4 28

5

2019 4 29

2019 7

2018-071

2019-003

2019-009

3

2019 9 17

2019-053

2018 3 9 2018 4 10 2018 5 10 2018 6 12 2018 7 10 2018 8  
 10 2018 9 11 2018 10 10 2018 11 10 2018 12 11 2019 1 10 2019 2 12 2019 9  
 17 <http://www.cninfo.com.cn>

2018-012

2018-023 2018-028 2018-038 2018-043 2018-050 2018-057 2018-058 2018-069 2018-078 2019-002 2019-011  
 2019-053

1

2018 10 23 2019 1 4

<http://www.cninfo.com.cn>

2018-063

2019-001

2

2018 10 23 2019 2 12

<http://www.cninfo.com.cn>

2018-064

2019-010

3

2019 4 20 2020 3 25

<http://www.cninfo.com.cn>

2019-029

2020-008



2

	19,617	5,885	0	25,502		
	18,984	5,696	0	24,680		
	4,429	1,329	0	5,758		
	5,062	1,519	0	6,581		
	13,289	5,944	0	19,233	2017 12 25%	2020 8 26
	42,217	12,665	0	54,882	2017 12 25%	2020 8 26
	103,598	33,038	0	136,636	--	--

1

2

1	2019 3 4		2019 3 28	2018
2018			2018 12 31	246,606,046
	10	3	73,981,813	2019 4 15
	246,606,046	320,587,859		
2	2018 11 8		26.10%	2019 2 1
			87,237,219	
35.38%			1,914,025	
		9,047		0.78%
				64,367,006

3

1

	33,892		32,176	8	0	8	0
5%		10					
		35.38%	113,408,385	90,538,172	0	113,408,385	
		2.57%	8,243,014	1,902,234	0	8,243,014	
#		0.82%	2,625,993	1,505,993	0	2,625,993	
		0.78%	2,488,233	-63,792,798	0	2,488,233	
		0.52%	1,674,400	386,400	0	1,674,400	
		0.47%	1,500,000	1,500,000	0	1,500,000	
		0.39%	1,262,600	309,900	0	1,262,600	
		0.37%	1,179,753	244,451	0	1,179,753	
		0.33%	1,055,669	243,616	0	1,055,669	
		0.29%	931,900	931,900	0	931,900	
10	3						
		10					
		113,408,385					
		113,408,385					

		8,243,014		8,243,014
#		2,625,993		2,625,993
		2,488,233		2,488,233
		1,674,400		1,674,400
		1,500,000		1,500,000
		1,262,600		1,262,600
		1,179,753		1,179,753
		1,055,669		1,055,669
		931,900		931,900

10

10

10

---

	15,000,100	1.34%	15,500,000	1.17%
	6,329,906	0.83%	2,202,504	0.69%
	3,157,270	0.41%	1,974,307	
0.39%	9,659,600		ST 6,009,739	
0.48%	6,811,821		0.46%	16,027,424
0.45%	1,856,786		0.36%	

**4**            **10%**

**5**





				47	2017 12 27	--	26,156	7,847	0	0	34,003
					2014 01 02						
				48	2017 02 27	--	25,312	7,594	0	0	32,906
					2007 12 28	2020 01 02					
				47	2017 02 27	--	0	0	0	0	0
					2016 02 05						
				55	2018 08 16	--	0	0	0	0	0
				32	2018 08 16	--	0	0	0	0	0
				49	2015 03 27	--	0	0	0	0	0
				63	2017 02 27	--	0	0	0	0	0
				46	2017 02 27	2019 06 03	0	0	0	0	0
				46	2017 02 27	--	0	0	0	0	0
				51	2010 12 29	--	5,906	1,772	0	0	7,678
					2017 02 27						
				46	2017 02 27	--	0	0	0	0	0
				35	2017 02 27	--	0	0	0	0	0
				52	2017 02 27	--	0	0	0	0	0
				35	2017 02 27	--	0	0	0	0	0
				48	2011 05 23	--	6,750	2,025	0	0	8,775
				48	2016 02 05	--	0	0	0	0	0
				50	2016 02 05	--	0	0	0	0	0
				45	2016 02 05	--	0	0	0	0	0
				44	2014 01 02	--	0	0	0	0	0

			2019 06 03	
--	--	--	------------	--

EMBA

EMBA

			2016 03 01		
			2011 02 11		
			2019 12 31		
			2019 12 31		
			2019 12 31		
			2017 03 01		

			2014 10 01		
			2015 03 01		
			2015 06 05		
			2019 05 17		
			2008 09 01		
			2015 03 02		
			2016 04 29		

			2017 04 18		
			2016 11 01		
			2017 09 15		
			2017 09 12		
			2014 05 15		

			47		115.6	
			48		90.19	
			48			
			47		113.97	
			55		0	
			32		0	
			49		8	
			63		8	

			45		113.97	
			44		70.1	
			51		88.2	
	--	--	--	--	1,082.63	--

## 1

	562
	5,354
	5,916
	5,916
	0
	170
	345
	4,355
	95
	386
	565
	5,916
	152
	4,158
	1,287
	169
	150
	5,916

## 2

12

3

4

1

10%

2

3

5

4

5

6

7

8

9

1

2

3

5

1



2018

36.22% 2019 03 28 2019 03 29

<http://www.cninfo.com.cn>

2

3

2019

2019

5

1

2019 1 29

2018

2019 3 1

2019

2018

2018

2019

2019 12 20

2019

2

2018

2019 2 26

2019

2018

2018

2019

2018

2019

3

2019 2 26

2019


2018

2019

1

2

	2020 04 25	
	<a href="http://www.cninfo.com.cn">http://www.cninfo.com.cn</a>	
		90.59%
		97.43%
	(1)	(1)
	(2)	(2)
	(3)	(3)
	,	(4)
	(4)	(5)
	(6)	(1)
	(1)	(2)



2019 12 31

( )

	2020 04 25
	<a href="http://www.cninfo.com.cn">http://www.cninfo.com.cn</a>



	2020 04 23
	XYZH/2020KMA30323

XYZH/2020KMA30323

2019 12 31

2019

2019 12 31

2019

<b>1.</b>	
1	1 2  3
2	

3	4 5
2.	
<p>2019 12 31</p> <p>1,299,928,507.08                      32.21%</p> <p>1,078,050,397.88</p> <p>82.93%</p>	<p>1</p> <p>2</p> <p>3</p>
3.	
<p>2019 12 31</p> <p>34,940,742.05                      0.87%</p>	<p>1</p> <p>2</p> <p>3</p> <p>4</p> <p>5</p> <p>6                      2019 12 31</p>

( )

2019

1

2

3

4

5

6

( )

1

2019 12 31

	2019 12 31	2018 12 31
	1,255,796,020.14	1,164,959,545.29
	24,238,115.21	27,583,989.36
	583,983,612.37	487,364,109.98
	12,838,560.00	
	91,147,857.80	69,570,218.74
	47,992,228.43	45,264,607.33
	1,299,928,507.08	604,196,809.15
	14,011,273.77	5,193,760.45
	3,329,936,174.80	2,404,133,040.30

		122,356,313.89
	33,238,227.19	54,205,791.61
	10,686.38	
	121,803,696.72	
	78,965,232.02	85,310,846.98
	220,538,126.32	227,139,168.03
	148,313,681.23	129,080,513.69
	16,122,625.99	18,011,550.64
	34,940,742.05	26,625,069.25
	22,540,875.74	3,304,669.81
	29,893,971.96	26,763,884.98
	706,367,865.60	692,797,808.88
	4,036,304,040.40	3,096,930,849.18
	692,137,816.43	405,000,000.00
	162,846,289.45	140,903,273.04
	662,386,473.47	420,590,320.18
	501,417,892.00	174,187,986.03

	50,062,384.87	42,266,375.00
	65,149,109.44	84,423,591.23
	10,221,248.68	14,883,638.65
		532,657.43
	627,405.94	617,243.26
	2,144,848,620.28	1,282,872,427.39
	941,524.55	1,543,108.17

	722,942,395.60	796,924,208.60
	-70,707.45	
		1,381,606.74
	84,630,456.16	82,733,944.89
	430,211,270.53	387,394,501.93
	1,558,301,273.84	1,515,040,308.16
	290,741,814.21	258,973,856.72
	1,849,043,088.05	1,774,014,164.88
	4,036,304,040.40	3,096,930,849.18

2

	2019 12 31	2018 12 31

	4,244,290.18	3,834,909.60
	2,563,707,145.29	1,668,470,984.27
		120,783,696.72
	555,133,446.29	556,611,410.66

	451,570,045.89	170,235,305.37
	10,033,032.36	7,519,229.36
	19,689,398.77	44,377,742.20
	8,393,758.25	7,319,975.18
		532,657.43
	627,405.94	617,243.26
	1,957,737,796.99	1,077,578,563.87
	941,524.55	1,543,108.17
	6,753,596.50	7,277,312.50
	21,075,784.59	21,052,634.59
	28,770,905.64	29,873,055.26
	1,986,508,702.63	1,107,451,619.13
	320,587,859.00	246,606,046.00
	778,335,739.66	852,317,552.66

	89,610,231.81	87,713,720.54
	366,439,804.29	361,701,505.16
	1,554,973,634.76	1,548,338,824.36
	3,541,482,337.39	2,655,790,443.49

## 3

	2019	2018
	3,303,367,428.19	2,779,803,154.27
	3,303,367,428.19	2,779,803,154.27
	3,205,615,370.41	2,741,084,702.72
	2,529,217,333.79	2,132,469,001.35
	18,904,539.59	16,632,955.78
	198,656,918.09	185,110,129.79
	138,002,353.93	122,942,736.37
	301,681,131.05	266,655,602.09
	19,153,093.96	17,274,277.34
	28,054,783.10	26,321,040.12
	10,671,395.91	10,534,333.27
	14,820,544.56	21,339,818.87
	6,068,210.75	86,784,908.01
	-3,285,151.10	-6,426,768.95





	2,173,338,373.02	1,908,920,648.69
	2,006,838,499.93	1,789,538,688.61
	8,576,168.37	7,157,507.18
	14,345,614.31	14,661,677.65
	37,437,226.89	39,062,360.86
	60,369,930.03	29,863,604.14
	22,471,619.66	17,702,020.18
	27,620,999.21	25,090,220.68
	6,313,350.09	8,669,686.92
	3,172,750.00	6,658,150.00
	6,923,018.80	81,617,533.39
	-2,345,551.05	-5,775,838.14
-		
-	-9,829,108.51	
-	-1,551,786.43	-5,691,976.63
-	-56,141.22	-65,199.16
	21,958,046.47	93,453,297.67
	125,078.55	1,267,094.68
	540,865.03	6.29
	21,542,259.99	94,720,386.06
	1,139,663.98	40,738,681.69
	20,402,596.01	53,981,704.37
	20,402,596.01	40,738,681.69

	-80,232.87	-510,590.75
	-80,232.87	
1.		
2.	-80,232.87	
3.		
4.		
5.		
		-510,590.75
1.		-510,590.75
2.		
3.		
4.		
5.		
6.		
7.		
8.		
9.		
	20,322,363.14	53,471,113.62



---

	157,999.51	268,179.18
		12,056,756.35

6

	2019	2018
	3,623,495,272.19	2,257,780,821.96
	248,295.13	
	20,611,320.74	23,297,037.96
	3,644,354,888.06	2,281,077,859.92
	3,422,366,224.53	2,057,756,634.84
	73,080,288.90	50,072,149.84
	54,290,100.65	33,206,862.92
	59,383,537.90	76,067,212.02
	3,609,120,151.98	2,217,102,859.62
	35,234,736.08	63,975,000.30
	16,780,626.89	486,854,600.00
	9,268,569.85	9,806,925.93
	120,751.00	35,615.00
	26,169,947.74	496,697,140.93
	4,223,347.15	2,742,615.41
	19,200,000.00	140,489,728.56
	23,423,347.15	143,232,343.97
	2,746,600.59	353,464,796.96
	865,360,000.00	455,000,000.00

	865,360,000.00	455,000,000.00
	590,625,391.39	560,604,503.94
	38,554,117.45	30,177,980.40
	629,179,508.84	590,782,484.34
	236,180,491.16	-135,782,484.34
	73,717.35	-112,968.45
	274,235,545.18	281,544,344.47
	680,256,515.03	398,712,170.56
	954,492,060.21	680,256,515.03

7

	2019													
	246,606,046.00			796,924,208.00			1,381,606.74	82,733,944.89	387,394,501.93		1,515,040.30	258,973,856.72	1,774,014.16	4.88
								-143,748.33	-1,990,840.58		-2,134,588.91	434,941.93	-1,699,646.98	
	246,606,046.00			796,924,208.00										

	1,813				1,813.		7.45	606.74	259.60		,609.1		,554.5	,015.5	,570.1
	.00				00						8		9	6	5
							-70,70				59,178		59,107	24,204	83,312
							7.45				,171.0		,463.6	,788.4	,252.0
											8		3	4	7
														7,362,	7,362,
														227.12	227.12
1														7,362,	7,362,
														227.12	227.12
2															
3															
4															
									2,040,		-14,37		-12,33	-234,0	-12,56
								259.60		0,561.		0,302.	00.00	4,302.	30
										90		30			30
1								2,040,		-2,040,		0.00			
								259.60		259.60					
2															
3											-12,33		-12,33	-234,0	-12,56
											0,302.		0,302.	00.00	4,302.
											30		30		30
4															
	73,98				-73,98										
	1,813				1,813.										
	.00				00										
1	73,98				-73,98										
	1,813				1,813.										
	.00				00										
2															
3															
4															

5															
6															
1															
2															
	320,587,859.00			722,942,395.60		-70,707.45		84,630,456.16		430,211,270.53		1,558,301.273.84	290,741,814.21	1,849,043.088.05	

	2018														
	246,606,046.00			807,734,582.58		510,590.75	1,345,025.22	77,335,774.45		322,953,434.90		1,456,485.453.90	2,646,955.07	1,459,132,408.97	
	246,606,046.00			807,734,582.58		510,590.75	1,345,025.22	77,335,774.45		322,953,434.90		1,456,485.453.90	2,646,955.07	1,459,132,408.97	
				-10,810,373.98		-510,590.75	36,581.52	5,398,170.44		64,441,067.03		58,554,854.26	256,326,901.65	314,881,755.91	











21

91530000713401509F

ATM

2

1999 8 18				4,000.00
140,000,551.00	1999 10 14			
2006 8 7			4,000.00	
10	5.1376		20,550,399.00	
2008 5 14			[2008]492	10
5,000.00	A			
2012 4 13	2011		2011	210,550,951.00
10	0.80			210,550,951.00
10	1		21,055,095.00	231,606,046.00
			2012 7 28	[2012] 0149
2013 9 18			[2013]330	2
15,000,000.00	A			
2019 3 28	2018		2018	
2018 12 31	246,606,046.00			10 3
73,981,813.00	2019 4 15			246,606,046.00
320,587,859.00				
2019 12 31	320,587,859.00			
113,408,385.00		35.38%		
			2,488,233.00	0.78%
			115,896,618.00	36.15%
2020 4 23				

1

2

12

1

2

1 1 12 31

3

12

4

5

1

2

1

22

2

3

3

1

20

90

2

**6**

1

2019 12 31

6

7

1

8

2

2  
1

2

3

4

1

2

5

1

2

**11**

12

14 -

30

30

13

12

12

14

15

20%

20%

50%

16

1

2

3

4

6

4

17

1

1

2

17

7

12

20

21

3

4

5

2

		20-40	5%-10%	2.25%-4.75%
		10-12	5%-10%	7.50%-9.50%

		5-6	5%-10%	15.00%-19.00%
		5-10	5%-10%	9.00%-19.00%
		5	5%-10%	18.00%-19.00%

3

18

1

2

19

1

1

2

3

2

3

3

1

2

20

1

A

1

2

3

B

1

17

2

3

4

12

16

7

20

C

2

21

1

1

2

2

3

4

22

23

1

2

3

1

2

4

24

1

1

2

3

2

;

1

2

**25**

1

1

2

3

4

2

1

2

3

4

3

4

1

2

5

1

2

3

26

27

12

1

1

2

3

4

5

2

1

2

3

1  
2

**28**

1

1  
2  
2  
1  
2

3  
A

]

B  
4  
A  
B

**29** /

1

1

2

2

1

2

3

**30**

**1**

**2**

1

75%

90%

90%

2

**31**

1

32

1

2017	3	31			22	--		
			2017		2017	7		
			23	--	2017			
2017	8				24	--	2017	
			2017	9	2017	5	2	
			37	--	2017			
2017	14				"		"	
2019	1	1						
2019	04	30			2019			
					2019	6		

2

## 3 2019

	2018 12 31	2019 01 01	
	1,164,959,545.29	1,164,959,545.29	
	27,583,989.36	27,583,989.36	
	487,364,109.98	485,708,841.17	-1,655,268.81
	69,570,218.74	69,541,463.38	-28,755.36
	45,264,607.33	45,022,112.94	-242,494.39
	604,196,809.15	604,196,809.15	
	5,193,760.45	5,193,760.45	
	2,404,133,040.30	2,402,206,521.74	-1,926,518.56

	122,356,313.89		-122,356,313.89
	54,205,791.61	54,205,791.61	
		552,617.17	552,617.17
		121,803,696.72	121,803,696.72
	85,310,846.98	85,310,846.98	
	227,139,168.03	227,139,168.03	
	129,080,513.69	129,080,513.69	
	18,011,550.64	18,011,550.64	
	26,625,069.25	26,625,069.25	
	3,304,669.81	3,304,669.81	
	26,763,884.98	26,990,756.56	226,871.58
	692,797,808.88	693,024,680.46	226,871.58
	3,096,930,849.18	3,095,231,202.20	-1,699,646.98
	405,000,000.00	405,532,249.33	532,249.33
	140,903,273.04	140,903,273.04	
	420,590,320.18	420,590,320.18	



174,187,986.03

	246,606,046.00	246,606,046.00	
	796,924,208.60	796,924,208.60	
	1,381,606.74	1,381,606.74	
	82,733,944.89	82,590,196.56	-143,748.33
	387,394,501.93	385,403,661.35	-1,990,840.58
	1,515,040,308.16	1,512,905,719.25	-2,134,588.91
	258,973,856.72	259,408,798.65	434,941.93
	1,774,014,164.88	1,772,314,517.90	-1,699,646.98
	3,096,930,849.18	3,095,231,202.20	-1,699,646.98

--	--	--	--

	2018 12 31	2019 01 01	
	731,183,937.95	731,183,937.95	

---

	449,626,599.84	449,626,599.84	
	3,834,909.60	3,834,909.60	
	1,668,470,984.27	1,666,779,827.44	

	105,369,651.74	105,369,651.74	
	337,139,416.76	337,139,416.76	
	170,235,305.37	170,235,305.37	
	7,519,229.36	7,519,229.36	
	44,377,742.20	44,377,742.20	
	7,319,975.18	6,787,317.75	-532,657.43
	532,657.43		-532,657.43
	617,243.26	617,243.26	
	1,077,578,563.87	1,077,578,155.77	-408.10
	1,543,108.17	1,543,516.27	408.10
	7,277,312.50	7,277,312.50	
	21,052,634.59	21,052,634.59	
	29,873,055.26		

	852,317,552.66	852,317,552.66	
	87,713,720.54	87,569,972.21	-143,748.33
	361,701,505.16	360,407,770.18	-1,293,734.98
	1,548,338,824.36	1,546,901,341.05	-1,437,483.31
	2,655,790,443.49	2,654,352,960.18	-1,437,483.31

		15% 25%
		3%
		2%
		1.2%
		12%

1	15%
2	15%
3	15%
4	15%
5	15%
6	15%
7	15%
8	15%
9	15%
10	15%
11	15%
12	0%

2

1

[2013]397

9

2011

15%

2

63 15% 15%

5

63 15% 15%

6

2016 361

9 2011 15%

7

[2013]408

9 2011 15%

8

63 15% 15%

9

63 15% 15%

10

63 15% 15%

11

63 15% 15%

12

2012 27 2017 12 31

25%

2019

**3****1**

	86,205.65	244,346.68
	1,184,050,669.14	1,082,623,490.71
	71,659,145.35	

2

	37,154,454.00	
	37,154,454.00	

3

1

	10,897,831.00	1.59%	5,600,931.00	51.39%	5,296,900.00	10,897,831.00	1.92%	5,600,931.00	51.39%	5,296,900.00
	676,587,405.10	98.41%	97,900,692.73	14.47%	578,686,712.37	556,742,577.53	98.08%	76,330,636.36	13.71%	480,411,941.17
	676,587,405.10	98.41%	97,900,692.73	14.47%		556,742,577.53	98.08%	76,330,636.36	13.71%	480,411,941.17
	687,485,236.10	100.00%	103,501,623.73	15.06%	583,983,612.37	567,640,408.53	100.00%	81,931,567.36	14.43%	485,708,841.17

A	7,567,000.00	2,270,100.00	30.00%	7,567,000.00	2,270,100.00	7,521,598.00
B	3,330,831.00	3,330,831.00	100.00%	2011	B	2010

				2012 6
				2014 6 B
				2014 6 24
				2014 6 27
	10,897,831.00	5,600,931.00	--	--

1	422,072,396.43	8,441,447.92	2.00%
1-2	82,220,417.08	6,577,633.38	8.00%
2-3	67,712,705.29	13,542,541.05	20.00%
3-4	38,490,414.88	11,547,124.45	30.00%
4-5	13,832,542.47	5,533,016.98	40.00%
5	52,258,928.95	52,258,928.95	100.00%
	676,587,405.10	97,900,692.73	--

1	1	422,072,396.43
1	2	82,220,417.08
2	3	67,712,705.29
3		115,479,717.30
3	4	38,490,414.88
4	5	13,832,542.47
5		63,156,759.95
		687,485,236.10

2

	81,931,567.36	20,604,318.91			965,737.46	103,501,623.73
	81,931,567.36	20,604,318.91			965,737.46	103,501,623.73

--	--	--

3

	56,397,269.75	8.20%	13,976,043.99
	39,531,457.75	5.75%	14,120,302.39
	31,500,000.00	4.58%	630,000.00
	25,230,493.69	3.67%	3,407,489.09
	24,586,950.00	3.58%	491,739.00
	177,246,171.19	25.78%	

4

5

4

	12,838,560.00	
	12,838,560.00	

5

1

1		89,645,840.52	98.35%	65,769,113.12	94.57%
1	2	1,012,488.69	1.11%	431,678.05	0.62%
2	3	214,247.39	0.24%	3,251,874.74	4.68%

**6**

	47,992,228.43	45,022,112.94
	47,992,228.43	45,022,112.94

**1****1**

	47,992,228.43	45,022,112.94
	47,992,228.43	45,022,112.94


**2**

	12			

---

---

---



**1**

	45,935,231.58	4,929,787.51	42,700,792.11	39,371,270.69	5,010,730.19	34,360,540.50
	1,078,050,397.88	2,983,988.82	1,075,066,409.06	491,984,568.41	2,874,391.67	489,110,176.74
	188,103,334.34	4,246,680.39	182,161,305.91	85,009,754.67	4,283,662.76	80,726,091.91
	1,312,088,963.80	12,160,456.72	1,299,928,507.08	616,365,593.77	12,168,784.62	604,196,809.15

**2**

	5,010,730.19			80,942.68		4,929,787.51
	2,874,391.67	109,597.15				2,983,988.82
	4,283,662.76			36,982.37		4,246,680.39
	12,168,784.62	109,597.15		117,925.05		12,160,456.72

9

	( )									( )	
	20,518,45 2.57			-2,131,830 .51						18,386,62 2.06	
											595,467.9 9
	10,130,03 7.96							1,266,254 .75		8,863,783 .21	3,798,764 .24
	285,531.6 8							285,531.6 8			285,531.6 8
	16,994,34 7.43		18,000,0 00.00	-213,720.5 4					1,219,373 .11		
	1,978,065. 04			8,594.81						1,986,659 .85	
	941,633.5 7	150,00 0.00		-180,370.2 3						911,263.3 4	
	105,886.8 4	500,00 0.00		-127,384.9 3						478,501.9 1	
	3,010,770. 49			-491,838.5 2						2,518,931 .97	
	74,808.60			-13,020.14						61,788.46	
	166,257.4 3			-135,581.0 4						30,676.39	
	54,205,79 1.61	650,00 0.00	18,000,0 00.00	-3,285,151 .10				1,551,786 .43	1,219,373 .11	33,238,22 7.19	4,679,763 .91
	54,205,79 1.61	650,00 0.00	18,000,0 00.00	-3,285,151 .10				1,551,786 .43	1,219,373 .11	33,238,22 7.19	4,679,763 .91

## 10

	10,686.38	250,000.00
		302,617.17
	10,686.38	552,617.17

## 11

	14,783,696.72	14,783,696.72
	46,000,000.00	46,000,000.00
	30,000,000.00	30,000,000.00
	30,000,000.00	30,000,000.00
	1,020,000.00	1,020,000.00
	121,803,696.72	121,803,696.72

## 12

## 1

1.	108,309,381.31	13,957,135.41	122,266,516.72
2.			
1			
2 \			
3			
3.	4,783,141.34	625,354.72	5,408,496.06
1			
2	4,783,141.34	625,354.72	5,408,496.06
4.	103,526,239.97	13,331,780.69	116,858,020.66

1.	33,532,150.92	3,423,518.82		36,955,669.74
2.	2,627,531.82	339,686.35		2,967,218.17
1	2,627,531.82	339,686.35		2,967,218.17
3.	1,837,429.59	192,669.68		2,030,099.27
1				
2	1,837,429.59	192,669.68		2,030,099.27
4.	34,322,253.15	3,570,535.49		37,892,788.64
1.				
2.				
1				
3				
1				
2				
4.				
1.	69,203,986.82	9,761,245.20		78,965,232.02
2.	74,777,230.39	10,533,616.59		85,310,846.98

2

13

		220,538,126.32	227,139,168.03
		220,538,126.32	227,139,168.03

1


1.	263,116,959.53	60,518,160.82	21,575,816.95	42,774,337.04	18,338,350.97	406,323,625.31	
2.	4,783,141.34	914,164.16	5,913.89	5,151,760.27	823,918.55	11,678,898.21	
1		914,164.16	5,913.89	3,825,079.03	574,068.42	5,319,225.50	
2	4,783,141.34					4,783,141.34	
3							
				1,326,681.24	249,850.13	1,576,531.37	
3.		438,797.06	1,305,632.33	2,760,415.47	10,064,066.03	14,568,910.89	
1		438,797.06	1,305,632.33	2,760,415.47	10,064,066.03	14,568,910.89	
4.	267,900,100.87	60,993,527.92	20,276,098.51	45,165,681.84	9,098,203.49	403,433,612.63	14,56 EMC Q 6
1.	65,669,443.97	50,031,496.07					

				153,402.79	
	B068			82,331.60	
	B069			82,331.60	
	B070			82,331.60	
33	2	1203		603,678.40	

4

14

1

1.	40,588,039.12	74,481,904.85	138,625,208.09	12,636,547.27	34,331,526.61	39,277,400.00	339,940,625.94
2.	625,354.72	2,880,182.09	15,673,140.21	13,237,771.51	7,155,230.34		

---

	42,978,600.66
	42,978,600.66
13	148,313,681.23
33	129,080,513.69


	1,553,846.16	852,649.57					2,406,495.73
	2,089,833.26	848,363.80					2,938,197.06
	3,435,029.86	5,376,986.18			6,781,151.95	2,030,864.09	
	1,147,955.44	1,131,490.77					2,279,446.21
	821,955.56	875,339.94			1,181,605.47	515,690.03	
V1.0		2,108,792.61					2,108,792.61
	707,899.88	146,226.41			854,126.29		
	757,808.62	1,270,988.81			1,616,021.65	194,174.76	218,601.02
		35,568,353.67				35,568,353.67	
ETC	V1.0						

IC		4,349,767.08				4,349,767.08		
		4,089,343.99				4,089,343.99		
		4,018,746.90				4,018,746.90		
		3,924,435.97				3,924,435.97		
		3,710,328.83				3,710,328.83		
		3,638,687.94				3,638,687.94		
		3,630,948.21				3,630,948.21		
WEB		3,607,562.09				3,607,562.09		
		3,429,811.35				3,429,811.35		
		2,436,245.16				2,436,245.16		
		2,212,305.43				2,212,305.43		
		2,020,003.82				2,020,003.82		
		93,328,646.78				93,328,646.78		
	18,011,550.64	323,436,918.95			23,644,712.55	301,681,131.05		16,122,625.99

16

1

	14,532,462.00				14,532,462.00
	12,092,607.25				12,092,607.25
		8,315,672.80			8,315,672.80
	26,625,069.25	8,315,672.80			34,940,742.05

2

---



17

	743,870.85		127,601.96	616,268.89
		15,351,559.54		15,351,559.54
	2,543,559.07	5,324,770.64	1,523,985.85	6,344,343.86
		288,679.24	72,169.80	216,509.44
	17,239.89		5,045.88	12,194.01
	3,304,669.81	20,965,009.42	1,728,803.49	22,540,875.74

18

/

1

	105,556,881.87	15,768,064.06	85,115,746.81	12,951,307.57
	22,231,580.97	3,334,737.15	20,878,102.31	3,126,352.04
	20,706,342.08	3,533,946.36	22,736,242.52	4,652,882.20
	22,315,845.57	3,347,376.84	10,742,603.64	2,395,282.41
	239,313.62	35,897.04		
	8,088,435.75	1,213,265.36	7,664,093.29	1,149,613.99
	6,753,596.50	1,013,039.47	7,282,233.10	1,092,334.97
	10,984,304.53	1,647,645.68	10,819,889.21	1,622,983.38
	196,876,300.89	29,893,971.96	165,238,910.88	26,990,756.56

2

	47,847,533.68	7,177,130.05	49,875,884.95	7,481,382.75
	47,847,533.68	7,177,130.05	49,875,884.95	7,481,382.75

3

		29,893,971.96		26,990,756.56
		7,177,130.05		7,481,382.75

4

		72,277,762.29	65,119,734.85
		5,308,500.00	2,519,064.46
		131,152,386.86	98,437,307.83
		208,738,649.15	166,076,107.14

5

2019		7,935,664.20	
2020	8,060,739.19	10,525,085.67	
2021	11,977,792.70	31,042,930.24	
2022	42,885,798.52	36,438,735.71	
2023	61,313,760.80	12,494,892.01	
2024	6,914,295.65		
	131,152,386.86	98,437,307.83	--

19

1

	690,360,000.00	405,000,000.00
	1,777,816.43	532,249.33
	692,137,816.43	405,532,249.33

2

0.00

20

	84,977,908.02	77,975,041.63
	77,868,381.43	62,928,231.41
	162,846,289.45	140,903,273.04

21

1

1	577,334,145.64	243,638,019.08
1-2	48,127,556.49	122,824,685.55
2-3	12,661,887.36	34,053,954.44
3	24,262,883.98	20,073,661.11
	662,386,473.47	420,590,320.18

2

1

SHYDWLJSGFYXGS	19,768,496.20	
ZGYLQXYXGS	7,521,598.00	
SHHHJTZNXTGFYXGS	5,715,037.60	
JGWJRFWRJ(SH)YXGS	4,870,817.86	
BJWSHHGFYXGS	3,605,401.42	
	41,481,351.08	--

22

1

1	459,948,239.23	140,472,067.96
1-2	8,639,042.44	33,264,547.98
2-3	32,611,883.47	47,695.01
3	218,726.86	403,675.08
	501,417,892.00	174,187,986.03

2

1

XJYHGF	31,882,075.50	
ZZRMTYXGS	2,778,000.00	



	679.80	679.80
	707,322.72	334,769.14
	1,090,412.47	932,109.80
	736,008.42	577,194.72
	4,466.53	
	65,149,109.44	84,423,591.23

25

	10,221,248.68	14,350,981.22
	10,221,248.68	14,350,981.22

1

1

	1,932,278.24	1,840,939.54
	7,707,744.70	10,984,639.68
	581,225.74	1,525,402.00
	10,221,248.68	14,350,981.22

2

1

BJHRJKYXGS	1,926,825.00	
KMNTWLXTGCYXGS	1,498,376.00	
RHRJYXGS	993,000.00	
GHJFFH	595,851.52	
SHBFJYXGS	203,044.00	
	5,217,096.52	--

26

	627,405.94	617,243.26
	627,405.94	617,243.26

						%	
		627,405.94	1999-7-14	2022-6-27		1.00	
		<b>627,405.94</b>					

27

1

	941,108.92	1,543,108.17

		941,108.92	1999-7-14
		<b>941,108.92</b>	

			%	
	2022-6-27		1.00	

	134,902.80	6.9762	941,108.92
	<b>134,902.80</b>	<b>6.9762</b>	<b>941,108.92</b>

28

		345,286.72
		345,286.72

1

A		47,547.24
B		112,748.44
C		184,991.04
		345,286.72

29



	24,931.08	90,000.00		40,815.80			74,115.28	
		200,000.00					200,000.00	
		700,000.00					700,000.00	
	130,000.00			130,000.00				
	1,000,000.00			1,000,000.00				
	1,000,000.00			1,000,000.00				
		5,308,500.00					5,308,500.00	
	23,397,166.77	10,884,400.00		6,741,485.80			27,540,080.97	

31

		+ -				
	246,606,046.00			73,981,813.00		73,981,813.00
						320,587,859.00

2019 3 28

2018

2018			2018 12 31	246,606,046.00
	10	3	73,981,813.00	73,981,813.00

## 33

		-235,197.97			-35,897.04	-80,232.87	-119,068.06	-80,232.87
		-235,197.97			-35,897.04	-80,232.87	-119,068.06	-80,232.87
		33,380.14				9,525.42	23,854.72	9,525.42
		33,380.14				9,525.42	23,854.72	9,525.42
		-201,817.83			-35,897.04	-70,707.45	-95,213.34	-70,707.45

## 34

		71,357,637.85	2,040,259.60	73,397,897.45
		11,232,558.71		11,232,558.71
		82,590,196.56	2,040,259.60	84,630,456.16

## 35

		387,394,501.93	322,953,434.90
	+ -	-1,990,840.58	
		385,403,661.35	322,953,434.90
		59,178,171.08	74,771,358.39
		2,040,259.60	5,398,170.44

	12,330,302.30	4,932,120.92
	430,211,270.53	387,394,501.93

- 1) -1,990,840.58  
2) 0.00  
3) 0.00  
4) 0.00  
5) 0.00

## 36

	3,276,115,014.84	2,522,957,676.29	2,753,094,617.21	2,116,758,364.53
	27,252,413.35	6,259,657.50	26,708,537.06	15,710,636.82
	3,303,367,428.19	2,529,217,333.79	2,779,803,154.27	2,132,469,001.35

1 ( )

	3,276,115,014.84	2,522,957,676.29	2,753,094,617.21	2,116,758,364.53
	<b>3,276,115,014.84</b>	<b>2,522,957,676.29</b>		

---

---

**3,276,115,014.84****2,522,957,676.29****2,753,094,617.21****2,116,758,364.53**

	<b>1,077,400,938.39</b>	<b>32.62</b>
--	-------------------------	--------------

37

	5,812,486.78	5,409,446.98
	2,491,015.44	2,319,061.72
	5,081,772.31	4,868,852.25
	965,326.21	962,680.72
	59,780.00	57,823.25
	2,876,061.32	1,579,993.10
	1,612,458.81	1,432,849.28
	5,638.72	2,248.48
	18,904,539.59	16,632,955.78

38

	142,937,574.26	125,808,930.14
	20,893,706.55	24,661,636.21
	13,242,910.16	14,947,128.53
	6,426,582.36	4,092,895.30
	5,105,504.43	4,098,781.88
	2,787,834.67	1,597,504.91
	1,516,001.68	1,235,986.20
	1,507,242.17	2,632,456.52
	1,136,506.59	2,671,023.45
	957,262.91	2,120,181.13
	2,145,792.31	1,243,605.52
	198,656,918.09	185,110,129.79

39

--	--	--



	10,671,395.91	10,534,333.27
	17,383,387.19	15,786,706.85
		293,592.08
	46,595.82	18,283.87
	-46,595.82	275,308.21
	1,906,708.91	1,212,262.28
	-90,406.32	
	19,153,093.96	17,274,277.34

42

	14,758,109.63	21,219,106.41
	62,434.93	120,712.46
	14,820,544.56	21,339,818.87

43

	-3,285,151.10	-6,426,768.95
		83,506,826.75
	9,268,569.85	9,340,000.00
	79,411.60	
	5,380.40	364,850.21
	6,068,210.75	86,784,908.01

44

	-2,529,937.90	
	-20,604,318.91	
	-1,473,874.50	
	-24,608,131.31	


45

		-5,881,866.40
	7,280.82	-249,945.93
	-1,551,786.43	-906,123.48
	-1,544,505.61	-7,037,935.81

46



---

	50,000.00	55,000.00	50,000.00
---	-----------	-----------	-----------

---

		12,632,951.16
	10,450,162.55	
		11,026,867.46
	18,901,023.83	13,561,403.21
	10,671,395.91	10,534,333.27
		5,767,336.98
		71,960.61
	247,692.66	169,289.35
	40,270,274.95	53,764,142.04

## 2

	1,872,454.91	10,158,753.33
	15,985,624.55	25,858,452.77
	3,456,770.60	5,600,633.38
		26,455,948.21
	51,776,263.27	53,702,428.48
	17,445,004.18	14,283,639.85
	20,946,609.57	32,794,334.93
	111,482,727.08	168,854,190.95

## 3

		12,056,756.35
		12,056,756.35

--
98,775,281.45
7,037,935.81
18,218,011.55
13,447,304.90
1,810,270.22
58,270.61
192,113.50
26,321,040.12
-86,784,908.01
-7,073,604.85
-107,990.30

2

	19,200,000.00
	--
	9,135,541.15
	--
	--
	10,064,458.85

3

	1,184,154,474.79	1,082,867,837.39
	86,205.65	244,346.68
	1,184,068,269.14	1,082,623,490.71
	1,184,154,474.79	1,082,867,837.39

53

	71,641,545.35	43,063,469.08	28,578,076.27
	3,812,670.61	7B2	1,290,768.74 1 4 1,081,761.19 1,440,140.68
	75,454,215.96		--

54

1

	--	--	12,008,590.87
	1,145,996.27	6.9762	7,994,699.18
	513,504.15	7.8155	4,013,291.69
	669.81	0.89578	600.00
	--	--	955,713.80
	136,996.33	6.9762	955,713.80
	--	--	941,108.92
	134,902.80	6.9762	941,108.92
			627,405.94
	89,935.20	6.9762	627,405.94

2

55

1

	2,389,064.46		

	400,000.00		
	1,060,000.00		
2019	221,900.00		
	400,000.00		
	25,000.00		
	2,400,000.00		
	700,000.00		
2017	181,681.10		7,920.00
	74,115.28		40,815.80
	200,000.00		
	700,000.00		
	5,308,500.00		
2009	10,338,505.13		325,000.00
	3,141,315.00		98,750.00
			2,602,013.44
			2,000,000.00
2019			1,801,000.00
			1,500,000.00
			1,000,000.00
			1,000,000.00
			639,000.00
			609,000.00
2017			456,300.00
			385,000.00
			368,000.00
			308,873.50
			200,000.00

2019			150,000.00
			141,000.00
			130,000.00
2017			120,000.00
2018			110,000.00
			102,116.89
			100,000.00
2018			83,800.00
2018			80,000.00
2017			80,000.00
			79,920.00
2018			62,000.00
			50,000.00
			50,000.00
2019			47,800.00
			15,000.00
2018			10,000.00
			4,800.00
	27,540,080.97		14,758,109.63

2

1

1

	2019 12 31	19,200,000. 00	60.00%		2019 12 31	2019 12		0.00

2

--		19,200,000.00
		19,200,000.00
		10,884,327.20
/		8,315,672.80

3

	24,289,656.74	21,162,806.94
	9,135,541.15	9,135,541.15
	8,869,827.95	8,869,827.95
	285,514.94	285,514.94
	4,032,761.82	905,912.02
	77.04	77.04
	1,807,638.64	1,807,638.64
	158,295.20	158,295.20
	6,149,111.40	5,680,083.93
	1,552,596.00	1,552,596.00
	469,027.47	
	1,604,201.44	1,604,201.44
	1,226,264.57	1,226,264.57
	1,249,598.42	1,249,598.42

	47,423.50	47,423.50
	18,140,545.34	15,482,723.01
	18,140,545.34	15,482,723.01

4

5

6

1

1

				100.00%		
				100.00%		
				100.00%		
				100.00%		
				70.00%		
				100.00%		
				100.00%		
				100.00%		
				100.00%		

				61.00%		
				65.00%		
				51.00%		
				40.02%		
				28.54%		
				60.00%		

2

	49.00%	3,832,263.55		6,271,616.61
	59.98%	8,590,943.81		53,140,581.75
	71.46%	12,067,979.15		218,704,645.33
	40.00%	106,008.98		7,362,227.12

3

	69,882,384.33	38,382.22	69,920,766.55	57,121,548.97		57,121,548.97	6,876,728.87	801.72	6,877,530.59	1,899,259.04		1,899,259.04
	83,594,543.02	18,166,179.16	101,760,722.18	9,677,972.51	2,322,196.49	12,000,169.00	68,944,560.85	27,542,978.21	96,487,539.06	10,396,620.25	3,160,952.10	13,557,572.35

	244,924,452.18	91,240,897.61	336,165,349.79	24,896,703.50	5,541,702.47	30,438,405.97	230,285,206.51	77,975,841.43	308,261,047.94	13,501,602.74	6,180,816.15	19,682,418.89
	20,124,875.91	4,429,803.29	24,554,679.20	5,680,083.93	469,027.47	6,149,111.40						

	86,898,691.75	7,820,946.03	7,820,946.03	2,567,496.31	3,544,981.70	15,631.23	15,631.23	
	72,730,777.04	14,403,880.40	14,200,463.82	3,017,031.13	50,606,443.24	12,324,652.13	12,324,652.13	-15,189,721.18
	85,129,313.35	16,878,185.91	17,148,314.77	-37,429,310.11	62,679,052.47	9,795,305.08	10,004,493.89	-4,067,140.47
	26,500,924.67	5,777,972.58	5,777,972.58	5,734,696.53				

4

5

2

1

					42.00%	

						22.10%	
						40.00%	
					34.00%		
						40.48%	

20%

20%

2

	/					/				
	18,295,858.76	606,948.98	1,175,813.01	133,805.88	1,022,501.30	18,634,468.14	441,222.43	1,135,138.70	133,805.88	1,204,333.34
	35,565,740.10	23,687,522.99	5,778.23		10,216.36	39,141,743.22	21,680,622.36	8,606.86		10,216.36
	53,861,598.86	24,294,471.97	1,181,591.24	133,805.88	1,032,717.60	57,776,211.36	22,121,844.79	1,143,745.56	133,805.88	1,214,549.70
	13,760,189.72	4,816,589.73	901,528.72	15,526.06	245,508.92	12,693,889.81	416,729.45	728,102.00	15,526.06	448,457.64
	13,760,189.72	4,816,589.73	901,528.72	15,526.06	245,508.92	12,693,889.81	416,729.45	728,102.00	15,526.06	448,457.64


( )




--	--	--

---

--	--	--

2019 12 31	320,587,859.00			
113,408,385.00	35.38%			
		2,488,233.00	0.78%	
		115,896,618.00	36.15%	

2

3

4

( )	

5

1

/

		5,907,807.01	7,000,000.00		6,349,189.08
		112,830.18			
		123,568.00	500,000.00		202,530.00
		772,833.05	830,800.00		
		69,182.08	69,200.00		842,015.14

500,000.00

	10,826,300.00	10,037,900.00

6

1

				480,000.00	366,000.00
				240,831.00	48,166.20
				509,474.00	
				57,588.83	2,879.44
		53,156.16	18,617.26	53,156.16	8,366.06
				110,000.00	1,200.00
		53,156.16	18,617.26	1,451,049.99	426,611.70

1

1

1.

2019 12 31

43,063,469.08

2.

2003

5,100

20%

2017 12 31

1,266.25

1,020

A201310248

11,052,416.60			2017 3 31		
2016 0102 18506			2017 4 5	2017-020	
2017 6					7,567,000.00
		7,567,000.00			

2,270,100.00

1998

1999 6 28

			1998 7 1		1998 11 30
1998 7 1		250		0196352	1998 7 3
			250		_V01015531
1998 7 3					

2018 5



	474.10		80.90		93.20	06.26		2.01		4.25

326,098,016.22      74.33%      46,188,729.33      14.16%      279,909,286.89      269,645,722.76      64.69%      36,978,61

---

2 3	37,030,173.17
3	41,486,207.72
3 4	10,246,725.98
4 5	4,203,068.68
5	

1

1

			12	( )	( )	
2019	1	1		2,975,848.51		2,975,848.51
2019	1	1				



		19,200,000				19,200,000.00	
	508,683,041.02	19,200,000				527,883,041.02	2,279,046.00

2

	( )									( )	
	20,518,4			-2,131,83						18,386,62	
	52.57			0.51						2.06	

595,467.9

9

4

	2,150,582,711.38	2,003,047,375.08	1,891,065,779.51	1,783,809,759.11
	22,755,661.64	3,791,124.85	17,854,869.18	5,728,929.50
	2,173,338,373.02	2,006,838,499.93	1,908,920,648.69	1,789,538,688.61

1 ( )

	2,150,582,711.38	2,003,047,375.08	1,891,065,779.51	1,783,809,759.11
	<b>2,150,582,711.38</b>	<b>2,003,047,375.08</b>	<b>1,891,065,779.51</b>	<b>1,783,809,759.11</b>

2 ( )


3 5

	<b>2019</b>	<b>%</b>
	192,307,309.95	8.85
	145,326,357.47	6.69
	86,963,234.14	4.00
	79,042,446.01	3.64
	78,351,779.19	3.61
	<b>581,991,126.76</b>	<b>26.79</b>

5

		198,472.20
	-2,345,551.05	-5,775,838.14
		77,586,445.60
	9,268,569.85	9,340,000.00
		268,453.73
	6,923,018.80	81,617,533.39

1

	161.98	
	1,688,419.01	
	-322,113.68	

---

--	--	--	--

3



<http://www.cninfo.com.cn>